DRILL CHART: TOP to BOTTOM			
ALL UNITS ARE IN MILS			
FIGURE	SIZE	PLATED	QTY
◦	10.0	PLATED	209
•	20.0	PLATED	10
Ⓑ	30.0	PLATED	2
Ⓒ	35.0	PLATED	15
Ⓓ	40.0	PLATED	17

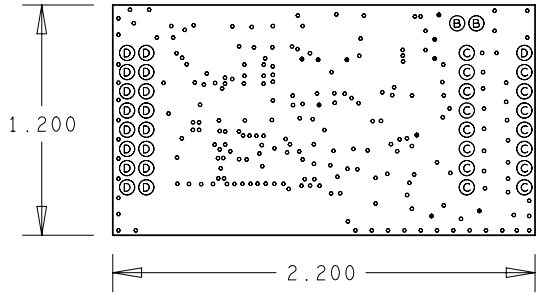

CYPRESS PDCR-9400 REV **

DRILL DRAWING

PROD: FTRF EXPANSION BOARD
DATE: MAR 20, 2008
No. of PCB LAYERS: 4

Artaflex: 104-004-P2

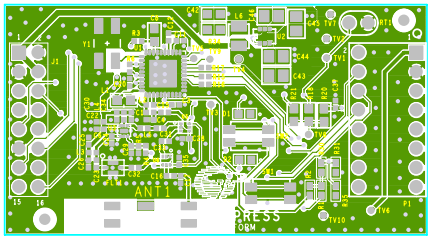

CYPRESS PDCR-9400 REV **

LAYER 1 - PRIMARY SIDE

PROD: FTRF EXPANSION BOARD

DATE: MAR 20, 2008

No. of PCB LAYERS: 4

Artaflex: 104-004-P2



CYPRESS PDCR-9400 REV **

GND PLANE LAYER 2

PROD: FTRF EXPANSION BOARD

DATE: MAR 20, 2008

No. of PCB LAYERS: 4

Artaflex: 104-004-P2

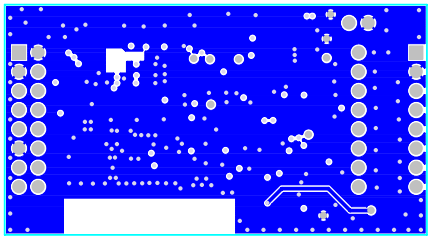

CYPRESS PDCR-9400 REV **

GND\VCC PLANE LAYER 3

PROD: FTRF EXPANSION BOARD

DATE: MAR 20, 2008

No. of PCB LAYERS: 4

Artaflex: 104-004-P2

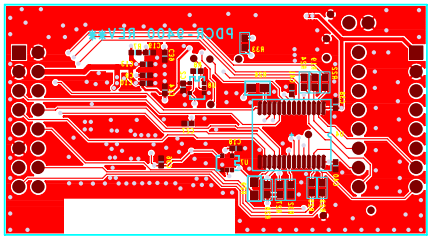

CYPRESS PDCR-9400 REV **

LAYER 4 - SECONDARY SIDE

SILKSCREEN - SECONDARY SIDE

PROD: FTRF EXPANSION BOARD

DATE: MAR 20, 2008

No. of PCB LAYERS: 4

Artaflex: 104-004-P2